

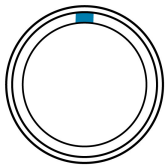
## ODU MEDI-SNAP®, Straight plug for cable bend relief

### General information

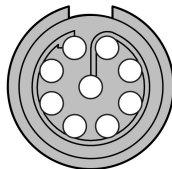
Part number	S41M07-P09MCC0-657S
Termination	Solder
Size	1
Locking principle	Push-Pull
Coding	0°
Cable Diameter	5.3 – 6.5 mm
Cable outlet	For cable bend relief



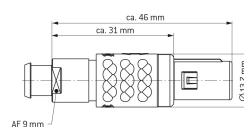
#### CODING: 0°



#### POSITIONS: 9 Positions



#### DIMENSIONS:



### Contact insert description

Number of contacts	9
Contact type	Pins
Contact diameter	0.5 mm
Insulator material	PEEK
Wire cross section	AWG 28
Termination	Solder
Termination diameter	0.45 mm

Reverse gender on request

### Technical information

Max. creepage and air clearance distance	0.65 mm (Contact to contact)	IEC 60601-1: 2M0PP, 2M00P*
Nominal current single contact	4 A	IEC 60512-5-2:2002 (DIN EN 60512-5-2:2003)
Nominal current insert	2,6 A	VDE 0298-4:2003
Test voltage	0.9 kV AC	EIA-364-20F:2019-02

All shown connectors are rated to a safety extra low voltage (SELV) of less than 50 V AC / 75 V DC, according to IEC 61140:2016 (VDE 0140-1:2016) Protection against electric shock - Common aspects for installation and equipment. In case other standards rule a specific use of the connector, the application specific safety criteria shall be considered first. In this context, lower voltage ratings may be valid. Warning: Danger to life for operating voltages above 50 V AC / 120 V DC!

\* As per IEC 60601-1:2012 (VDE 0750-1:2013-12) if a matching 2MOPP/2MOOP receptacle is selected. Max working voltage of the medical electrical device 250 V AC (degree of pollution 2).

## Mechanical and environmental data

Degree of protection*	IP64
Operating temperature	-50 °C – 120 °C
Mating cycles	2000

\*mated condition

## Insulator materials MEDI-SNAP®

	Standard	PEEK
Flammability rating	UL 94	V-0/1.5
Operation temperature		-50 to +250 °C
Dielectric strength	IEC 60243-1:2013 (VDE 0303-21:2014)	19 kV/mm
Comparative figure of the creep resistance CTI	IEC 60112: 2009 (VDE 0303-11:2010)	175
Water absorption	ASTM D 570:1998 / ISO 62:2008	0.1 %
Sterilization (autoclaving)	DIN EN 13060:2019-02	> 200 cycles
Insulation resistance	IEC 60512-3-1:2002 (DIN EN 60512-3-1:2003-01)	> 1 x 10 <sup>12</sup> Ω

## Material and surface treatments

Housing	PSU gray
Color option	Gray
Contact	Cu-alloy with gold finish

All shown connectors are defined without breaking capacity (COC) according to IEC 61984:2008 (VDE 0627:2009).

ODU MEDI-SNAP® and MINI-SNAP® are UL-approved (E110586).

ODU reserves the right to make changes based on the current state of knowledge without prior notice without being obliged to provide replacement deliveries or refinements of older designs.