


SABCONNECTOR

Wire-to-wire/Sealed connector



Features

●0.64 mm Single Sealed Connector

●Anti Vibration Mechanism

High reliability rigid connector enables to keep higher durability at shock and vibrated environment.

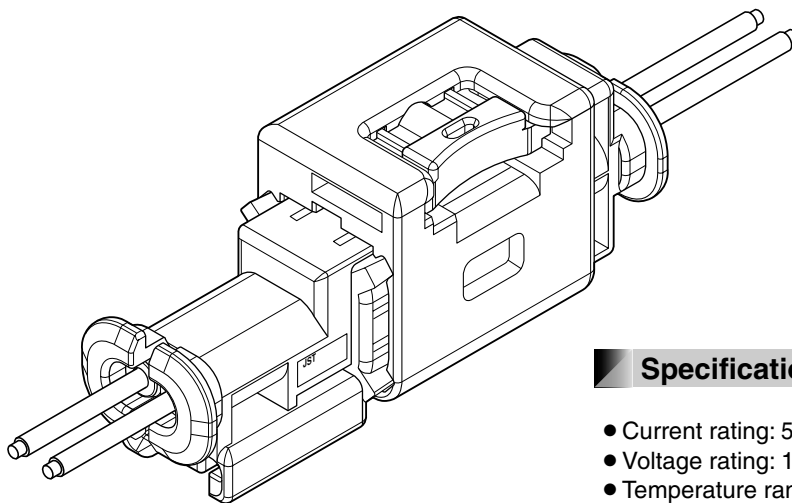
●Fool Proof Systems

Compression spring prevents half-connecting.

0.64 mm single sealed wire to wire connector with rigid design and spring lock mechanism.

Spring force prevents half-mating during mating and keeps constant rigid connection between male and female connector.

This connector has short terminal to prevent accidental electrical discharge.

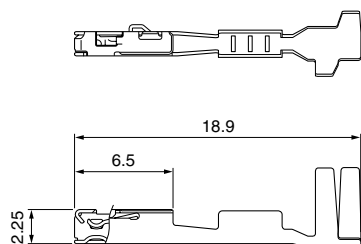


Specifications

- Current rating: 5 A AC, DC max.
- Voltage rating: 14 V DC
- Temperature range: -40°C to +80°C
(including temperature rise in applying electrical current)
- Contact resistance: Initial value/ 10 mΩ max.
After environmental tests/ 20 mΩ max.
- Insulation resistance: 100 MΩ min.
- Withstanding voltage: 1,000 VAC/minute
- Applicable wire: AVSS 0.5 mm²

* Compliant with ELV/RoHS.
* Contact JST for details.

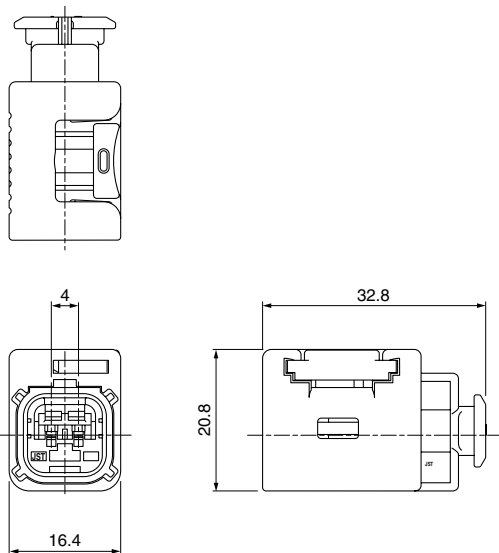
Female terminal



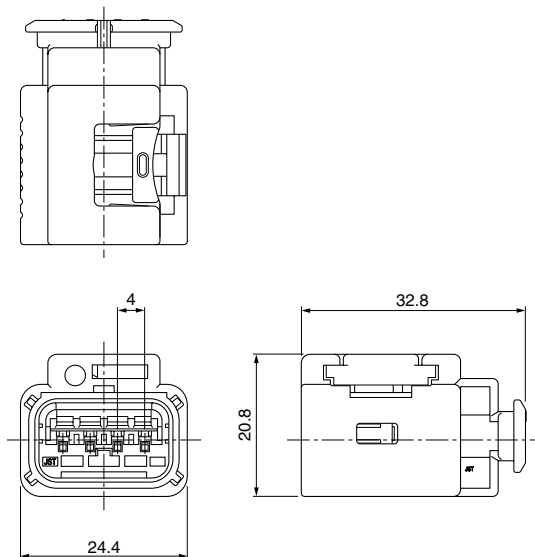
Model No.	Applicable wire range		Q'ty/reel
	Conductor (mm ²)	Insulation O.D. (mm)	
SAITS-A03GF-M064	0.5	1.6 to 1.7	3,500
Material and Finish			
Copper alloy, nickel-undercoated, Contact area; gold-plated Barrel area; tin-plated			

Female connector

● 2 circuits



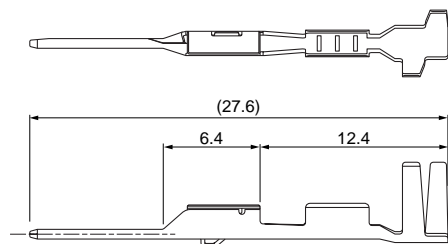
● 4 circuits



Circuits	Model No.	Q'ty/box
2	SABRB-02-1A-Y	125
4	SABRB-04-1A-Y	100
Material and Finish		
Housing: Glass-filled PBT, Yellow Slider: Glass-filled PBT, Natural (White) Retainer: Glass-filled PBT, Natural (White) Spring: SUS Inner seal: Silicone		

SAB CONNECTOR

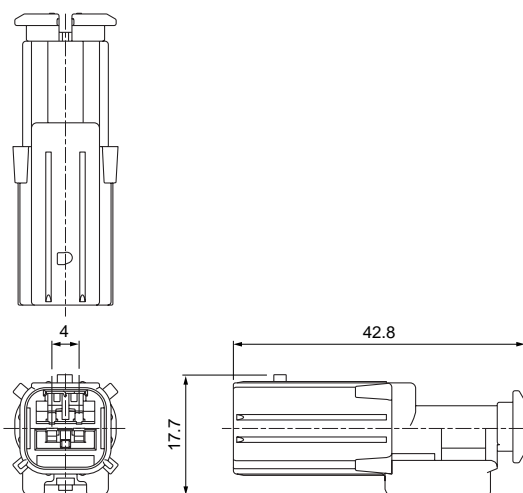
Male terminal



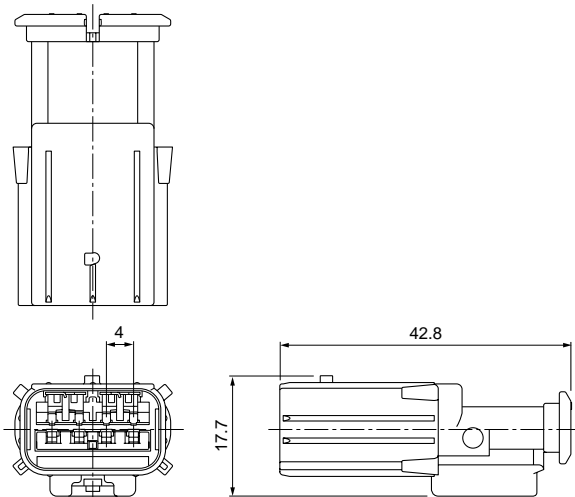
Model No.	Applicable wire range		Q'ty/reel
	Conductor (mm ²)	Insulation O.D. (mm)	
SAITWS-A03GF-064	0.5	1.6 to 1.7	3,500
Material and Finish			
Brass, nickel-undercoated, Contact area; gold-plated Barrel area; tin-plated			

Male connector

• 2 circuits



• 4 circuits

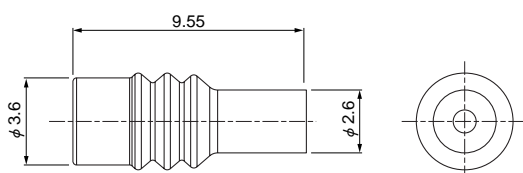


Circuits	Model No.	Q'ty/box
2	SABPB-02-1A-Y	125
4	SABPB-04-1A-Y	100
Material and Finish		

Housing: Glass-filled PBT, Yellow
 Retainer: Glass-filled PBT, Natural (White)
 Short terminal: Copper alloy, nickel-undercoated, Contact area; gold-plated

Wire seal

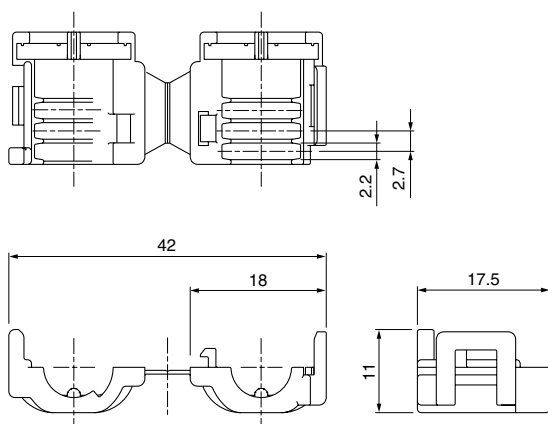
• 2, 4 circuits



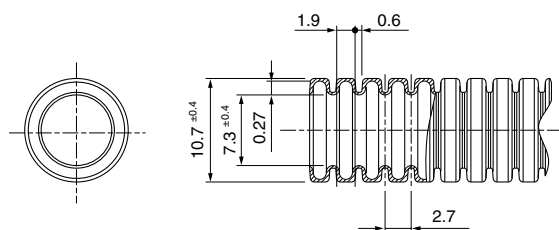
Model No.	Applicable wire range		Q'ty/box
	Conductor (mm ²)	Insulation O.D. (mm)	
A03WS-SAB-N	0.5	1.6 to 1.7	10,000
Material and Finish			
Silicone			

Cover

● 2 circuits



Recommended corrugate tube layout

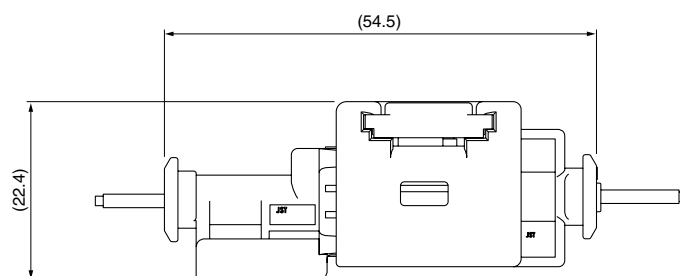


Model No.	Q'ty/box
Note) SABC-02-1A-W	200
Material and Finish	
PP, Natural (White)	

Note: Cover is applicable only for 2 circuits.

Assembly layout

● 2, 4 circuits



Crimping machine, Applicator

Strip terminal	Crimping machine	Crimp applicator MKS-L	
		Dies	Crimp applicator with dies
SAITS-A03GF-M064	AP-K2N	MK/SAITS-A03-064	APLMK SAITS-A03-064
SAITWS-A03GF-064		MK/SAITWS-A03-064	APLMK SAITWS-A03-064

Note: When crimping operation is conducted using an applicator and die set other than the above, JST cannot guarantee the performance of the terminal.