

Product datasheet

Specifications



Picking Sensor green/red PNP NO connector RJ45

XUPK1PANJ45

Main

Range of product	Telemecanique Photoelectric sensors XU
Series name	Application
Electronic sensor type	Photo-electric sensor
Sensor name	XUPK
Detection system	Reflex Diffuse
Emission	Infrared
[Sn] nominal sensing distance	0.1 m 0.6 m
Discrete output function	1 NO
Discrete output type	PNP
Electrical connection	2 female connector: RJ45
Material	PC (polycarbonate)

Complementary

Operating mode	Point-to-point
Product destination	PLC
Topology	PLC program point-to-point
Device application	Picking system
Maximum sensing distance	0.15 m diffuse with dynamic threshold 0.6 m reflex with reflector
Maximum hysteresis	15 %
Output type	Solid state PNP (NO)
[Us] rated supply voltage	12...24 V
Discrete input voltage	12...24 V
Maximum output current	100 mA
Maximum voltage drop	<2 V output
Current consumption	<= 50 mA no-load
Maximum delay response	200 ms
Maximum delay recovery	200 ms
Status LED	2 LED color: green for parts to be taken

	1 LED color: red for wrong taken
Switching capacity in mA	100 mA
Setting-up	Without sensitivity adjustment
Overvoltage category	II
Fixing mode	By clamp By screws
Depth	33 mm
Height	40 mm
Length	92 mm
Net weight	0.035 kg

Environment

Product certifications	CE
Ambient air temperature for operation	-10...60 °C
Environmental characteristic	EMC conforming to EN 60947-5-2

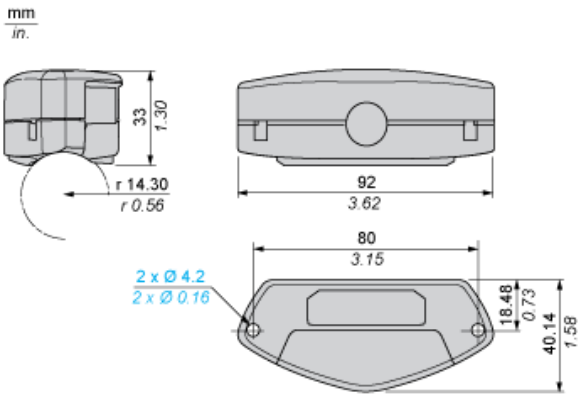
Packing Units

Unit Type of Package 1	PCE
Number of Units in Package 1	1
Package 1 Height	4.2 cm
Package 1 Width	6.5 cm
Package 1 Length	9.5 cm
Package 1 Weight	63 g
Unit Type of Package 2	S01
Number of Units in Package 2	24
Package 2 Height	15 cm
Package 2 Width	15 cm
Package 2 Length	40 cm
Package 2 Weight	1.702 kg

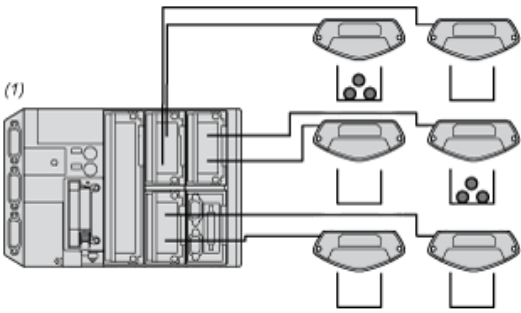
Offer Sustainability

REACH Regulation	REACH Declaration
EU RoHS Directive	Pro-active compliance (Product out of EU RoHS legal scope) EU RoHS Declaration

Dimensions

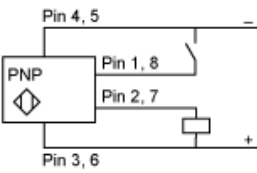


Direct Point to Point Connection to PLC

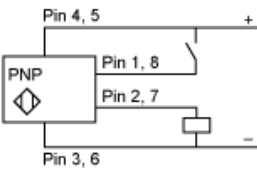


(1) PLC (Programmable logic controller)

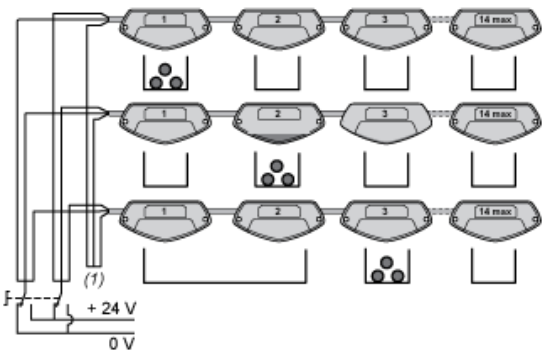
Connection for Setup Mode



Connection for Operating Mode

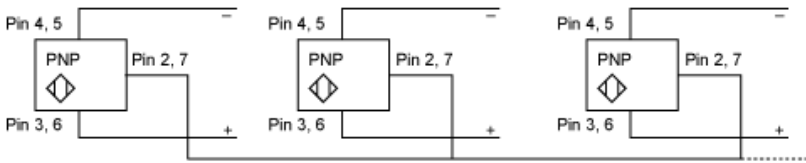


Single Chained Mode: Daisy Chain of Picking Sensors

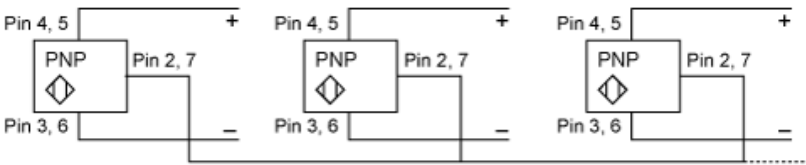


(1) Pin 2 or pin 7 wire connected as a network (see connection here-under).

Connection for Teaching Mode

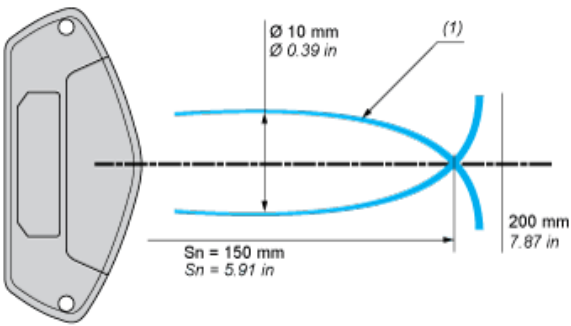


Connection for Operating Mode



Detection Curves

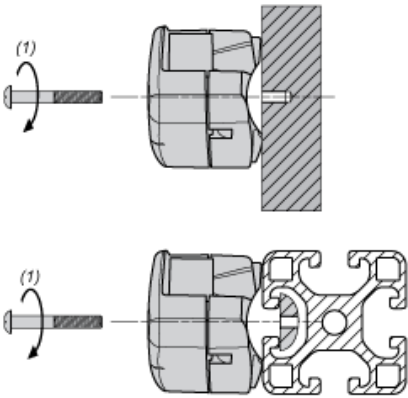
Detection in a 10 mm/0.39 in. Tubular Beam



(1) Detection zone
Sn : Sensing distance

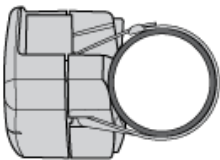
Mounting

Mounting on a Flat Pannel (Fixation Holes M4)



(1) Maximum tightening torque: 0,8 Nm / 7.08 lb-in.

Mounting on Tubes (with Plastic Clamps)



Recommended replacement(s)